














Order no.: 062008

**Shaft ladder, V4A**  
stainless steel, 300 mm  
clear width 8 rungs


### Accessories for the product family

 <p>Order no.: 062018 <b>Wall anchor, rigid, stainless steel</b></p>	 <p>Order no.: 062019 <b>Wall anchor, adjustable, stainless steel 150-300mm</b></p>	 <p>Order no.: 065184 <b>Base plate, stainless steel</b></p>	 <p>Order no.: 062020 <b>Ladder connection For shaft ladders made of steel and stainless steel</b></p>	 <p>Order no.: 065002 <b>Socket for entry aid</b></p>
 <p>Order no.: 065001 <b>Entry aid (grab bar) stainless steel</b></p>	 <p>Order no.: 065003 <b>Entry aid (grab bar) with stainless steel sleeve</b></p>	 <p>Order no.: 065009 <b>Entry aid, double side-rails, stainless steel 340mm</b></p>	 <p>Order no.: 065004 <b>Entry aid, can be lowered (grab bar) with stainless steel sleeve</b></p>	 <p>Order no.: 019119 <b>Shaft ladder, V4A stainless steel 300mm</b></p>




Order no.: 077550

Fall protection rail  
1,40m with  
connecting strap,  
stainless steel




Order no.: 077551

Fall protection rail  
1,96m with  
connecting strap,  
stainless steel




Order no.: 077552

Fall protection rail  
2,80m with  
connecting strap,  
stainless steel




Order no.: 019176

Inventory sticker




Order no.: 019175

Inspection sticker  
40 x 40 mm




Order no.: 019230

Side-rail cap for  
shaft ladders 50x20  
mm




Order no.: 060018

Wall anchor, rigid,  
galvanised steel




Order no.: 060019

Wall anchor,  
adjustable,  
galvanised steel  
150-300mm




Order no.: 060021

Wall anchor,  
adjustable,  
galvanised steel  
165-215mm




Order no.: 060022

Wall anchor,  
adjustable,  
galvanised steel  
200-250mm




Order no.: 060023

Wall anchor,  
adjustable,  
galvanised steel  
280-330mm




Order no.: 060024

Wall anchor,  
adjustable,  
galvanised steel




Order no.: 062021

Wall anchor,  
adjustable,  
stainless steel 165-  
215mm




Order no.: 062022

Wall anchor,  
adjustable,  
stainless steel 200-  
250mm




Order no.: 062023


Wall anchor,  
adjustable,  
stainless steel 280-  
330mm




Order no.: 062024  
Wall anchor, adjustable, stainless steel 360-410mm




Order no.: 065006  
Entry aid (grab bar) with galvanised steel sleeve Affixed to wall




Order no.: 065007  
Entry aid, can be lowered (grab bar) with galvanised steel sleeve




Order no.: 065008  
Entry aid, double side-rails, galvanised steel 340mm




Order no.: 077530  
Fall protection rail 1,40m with connecting strap, galvanised steel




Order no.: 077531  
Fall protection rail 1,96m with connecting strap, galvanised steel




Order no.: 077532  
Fall protection rail 2,80m with connecting strap, galvanised steel



Order no.: 077059  
Fall protection rail 1,40m with aluminium connecting strap



Order no.: 077058  
Climbing protection rail 1.96m with aluminium connecting bracket



Order no.: 077057  
Climbing protection rail 2.80m with aluminium connecting bracket