





Order no.: 062009

Shaft ladder, V4A
stainless steel, 300 mm
clear width 9 rungs


Accessories for the product family




Order no.: 062018
**Wall anchor, rigid,
stainless steel**




Order no.: 062019
**Wall anchor,
adjustable,
stainless steel 150-
300mm**




Order no.: 065184
**Base plate,
stainless steel**




Order no.: 062020
**Ladder connection
For shaft ladders
made of steel and
stainless steel**




Order no.: 065002
Socket for entry aid




Order no.: 065001
**Entry aid (grab bar)
stainless steel**




Order no.: 065003
**Entry aid (grab bar)
with stainless steel
sleeve**




Order no.: 065009
**Entry aid, double
side-rails, stainless
steel 340mm**



Order no.: 065004
**Entry aid, can be
lowered (grab bar)
with stainless steel
sleeve**




Order no.: 019119
**Shaft ladder, V4A
stainless steel
300mm**




Order no.: 077550

Fall protection rail
1,40m with
connecting strap,
stainless steel




Order no.: 077551

Fall protection rail
1,96m with
connecting strap,
stainless steel




Order no.: 077552

Fall protection rail
2,80m with
connecting strap,
stainless steel




Order no.: 019176

Inventory sticker




Order no.: 019175

Inspection sticker
40 x 40 mm




Order no.: 019230

Side-rail cap for
shaft ladders 50x20
mm




Order no.: 060018

Wall anchor, rigid,
galvanised steel




Order no.: 060019

Wall anchor,
adjustable,
galvanised steel
150-300mm




Order no.: 060021

Wall anchor,
adjustable,
galvanised steel
165-215mm




Order no.: 060022

Wall anchor,
adjustable,
galvanised steel
200-250mm




Order no.: 060023

Wall anchor,
adjustable,
galvanised steel
280-330mm




Order no.: 060024

Wall anchor,
adjustable,
galvanised steel




Order no.: 062021

Wall anchor,
adjustable,
stainless steel 165-
215mm




Order no.: 062022

Wall anchor,
adjustable,
stainless steel 200-
250mm




Order no.: 062023


Wall anchor,
adjustable,
stainless steel 280-
330mm




Order no.: 062024
Wall anchor, adjustable, stainless steel 360-410mm




Order no.: 065006
Entry aid (grab bar) with galvanised steel sleeve Affixed to wall




Order no.: 065007
Entry aid, can be lowered (grab bar) with galvanised steel sleeve




Order no.: 065008
Entry aid, double side-rails, galvanised steel 340mm




Order no.: 077530
Fall protection rail 1,40m with connecting strap, galvanised steel




Order no.: 077531
Fall protection rail 1,96m with connecting strap, galvanised steel




Order no.: 077532
Fall protection rail 2,80m with connecting strap, galvanised steel



Order no.: 077059
Fall protection rail 1,40m with aluminium connecting strap



Order no.: 077058
Climbing protection rail 1.96m with aluminium connecting bracket



Order no.: 077057
Climbing protection rail 2.80m with aluminium connecting bracket