





Order no.: 062010

**Shaft ladder, V4A**  
stainless steel, 300 mm  
clear width 10 rungs


### Accessories for the product family




Order no.: 062018  
**Wall anchor, rigid,  
stainless steel**




Order no.: 062019  
**Wall anchor,  
adjustable,  
stainless steel 150-  
300mm**




Order no.: 065184  
**Base plate,  
stainless steel**




Order no.: 062020  
**Ladder connection  
For shaft ladders  
made of steel and  
stainless steel**




Order no.: 065002  
**Socket for entry aid**




Order no.: 065001  
**Entry aid (grab bar)  
stainless steel**




Order no.: 065003  
**Entry aid (grab bar)  
with stainless steel  
sleeve**




Order no.: 065009  
**Entry aid, double  
side-rails, stainless  
steel 340mm**



Order no.: 065004  
**Entry aid, can be  
lowered (grab bar)  
with stainless steel  
sleeve**




Order no.: 019119  
**Shaft ladder, V4A  
stainless steel  
300mm**




Order no.: 077550

Fall protection rail  
1,40m with  
connecting strap,  
stainless steel




Order no.: 077551

Fall protection rail  
1,96m with  
connecting strap,  
stainless steel




Order no.: 077552

Fall protection rail  
2,80m with  
connecting strap,  
stainless steel




Order no.: 019176

Inventory sticker




Order no.: 019175

Inspection sticker  
40 x 40 mm




Order no.: 019230

Side-rail cap for  
shaft ladders 50x20  
mm




Order no.: 060018

Wall anchor, rigid,  
galvanised steel




Order no.: 060019

Wall anchor,  
adjustable,  
galvanised steel  
150-300mm




Order no.: 060021

Wall anchor,  
adjustable,  
galvanised steel  
165-215mm




Order no.: 060022

Wall anchor,  
adjustable,  
galvanised steel  
200-250mm




Order no.: 060023

Wall anchor,  
adjustable,  
galvanised steel  
280-330mm




Order no.: 060024

Wall anchor,  
adjustable,  
galvanised steel




Order no.: 062021

Wall anchor,  
adjustable,  
stainless steel 165-  
215mm




Order no.: 062022

Wall anchor,  
adjustable,  
stainless steel 200-  
250mm




Order no.: 062023


Wall anchor,  
adjustable,  
stainless steel 280-  
330mm




Order no.: 062024  
Wall anchor, adjustable, stainless steel 360-410mm




Order no.: 065006  
Entry aid (grab bar) with galvanised steel sleeve Affixed to wall




Order no.: 065007  
Entry aid, can be lowered (grab bar) with galvanised steel sleeve




Order no.: 065008  
Entry aid, double side-rails, galvanised steel 340mm




Order no.: 077530  
Fall protection rail 1,40m with connecting strap, galvanised steel




Order no.: 077531  
Fall protection rail 1,96m with connecting strap, galvanised steel




Order no.: 077532  
Fall protection rail 2,80m with connecting strap, galvanised steel



Order no.: 077059  
Fall protection rail 1,40m with aluminium connecting strap



Order no.: 077058  
Climbing protection rail 1.96m with aluminium connecting bracket



Order no.: 077057  
Climbing protection rail 2.80m with aluminium connecting bracket