



Order no.: 042707

Single-sided stepladder 250 kg with clip-step R13



Number of steps

- 3
- 4
- 5
- 6
- 7
- 8

Specification

Working height 3.6 m	Step design Steps	Number of steps/rungs 7 steps	Platform included as step Yes	Step depth 80 mm
Step/Rung distance 235 mm	Type of non-slip protection clip-step R13	Height 2.28 m	Platform height 1.61 m	Base spread 1.32 m
Inclination 70 °	Lower outer width 580 mm	Depth of side-rails 73 mm	Depth of side-rails, support 58 mm	Width of side-rails 25 mm
Max. load capacity 250 kg	Design type Freestanding Single-sided access	Transport dimensions (plus packaging) 2435 x 575 x 165 mm, 10.5 kg	Business division MUNK Günzburger Steigtechnik	Order no. 042707

Facts

- Stepladder made of aluminium
- 80 mm deep steps and large platform
- Stable rectangular tube side-rails
- 'safe-cap' ladder joint
- clip-step R13 step padding for certified non-slip protection

- 4-fold edged step-to-side-rail connection
- Conical side-rail guide for safe stance
- nivello® ladder shoes with patented 2-axis inclination technology
- ergo-pad® grip area with clamping mechanism
- Practical storage tray with integrated hooks and tool holders
- From five steps or more: Spreader lock with two high-strength polyester straps
- Step spacing: 235 mm
- Ladder inclination: 70°
- Maximum load: 250 kg

Scope of supply

- Ladder: 1 x

Information on sustainability criteria

- Corporate certification: ISO 9001
- Corporate certification: ISO 14001
- Corporate certification: EN 1090
- Corporate certification: EcoVadis
- RoHS
- REACH
- The MUNK Group complies with a Code of Conduct
- The Supply Chain Act does not apply due to our size
- The materials used are listed in the technical specification
- Resource-saving production: own photovoltaic systems
- Energy-efficient consumption during production: LED lighting
- Repairability, durability and quality: 15-year warranty on series products made in Germany
- Recyclability: Our products are mostly made of aluminium, steel or wood and can be fed directly into the recycling process.
- Socially acceptable working conditions in production: fair wages, gender equality

- Economical and recyclable packaging: no use of polystyrene, predominantly use of wood and cardboard, small amounts of plastic
- No health hazards for the users

[More product pictures](#)

Added value

Industrial grade

Stable and robust for tough everyday working life (including 4-way edging)

- Corrosion-resistant fixtures
- Use of high-quality and high-strength materials
- Versatile and practical accessories



Ladder joint safe-cap

- Smooth ladder joint with large contact surface and sturdy plastic protective cap
- The 6 rivets and thicker wall thickness provide for greater stability and protection at this sensitive point on the ladder, increasing its service life
- The safe-cap protects the ladder when in use, when loading and storing, as well as the contact surfaces, walls, truck loading areas and the joint itself



Storage tray

- For the practical storage of small parts
- Made from high-quality plastic
- Partly with integrated hooks and tool holders
- Different versions, depending on the ladder model



The movable ladder shoe sets new standards in stability


[Learn more](#)



clip-step R 13 step padding

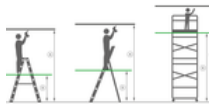
Certified non-slip protection for step ladders

- Fulfils the requirements of the highest possible non-slip class R 13 thanks to aluminium oxide particles
- Improves work safety in wet and oil-contaminated environments
- Applied up to the maximum accessible step as a visual check
- Retrofittable, available as a spare part and also in yellow in selected lengths (RAL 1021)



Note: Working heights

- National regulations (e.g. TRBS 2121 Part 2 in Germany) must be complied with with regard to the maximum working height when using the ladder as a workstation.
- Information on [TRBS 2121 Part 2](#) has been summarised on our Service page
- Read our [tips and tricks](#) on how to calculate [working height](#)




ergo-pad® grip area

For easier and more ergonomic handling at the optimum carrying point



Certificates



25KFP0215-01 -
Test Certificate
"Bauart geprüft"

Valid in

DIN EN 131-1:2019
DIN EN 131-2:2017
DIN EN 131-3:2018
EK5/AK1 19-
01:2019
PAK-
ANFORDERUNG
FÜR GS (PAH
REQUIREMENT
FOR GS) AFPS GS
2019:01 PAK

Corporate certifications

Standards for quality and sustainability

